








NHT
AYDIN PULLUK
1968
INNOVATION FOR AGRICULTURE

with the love of
ABUNDANCE
since
1968



Hydraulic Semi-mounted
REVERSIBLE PLOUGH
(in-land/on-land)



 type	 chassis	 number of mouldboard	 chassis height (cm)	 interbody clearance (cm)	 working width (cm)	 required horsepower (HP)
OÇDP14	140x180x10	6 + 1 + 1	82	100	25 - 50	250 - 350
OÇDP18	180x180x10	6 + 1 + 1	82	100	25 - 50	250 - 350

Options of Chassis :

Automatic Semi-Mounted Reversible Plough (OÇDP14) : 140 x 180 x 10
Automatic Semi-Mounted Reversible Plough (OÇDP18) : 180 x 180 x 10

Optional Parts :

- C / D / E / F Type of Mouldboards
- Trashboard
- Dics
- Wide Base Rubber Tire
- Skimmer (for 90 Cm & 1 Mt)



Protects the Level and Structure of Land



Save fuel and time during plowing



Road and field conditions are adjusted quickly and easily



Additional body can be added with the flange used on the main chassis



Horsepower may differ according to soil structure



Boron steel is used in our ploughs produced and all parts are heat treated



The plough has automatic inch adjustment and is used in-land and on-land positions



Pins and bushings in all connection points are made of custom material and are heat treated

NHT
AYDIN PULLUK
1968

+90 256 231 05 05 +90 554 332 09 09

Astim OSB 3.Cd No:14 Efeler/AYDIN - TÜRKİYE

aydinpulluk.com aydinpulluk aydinpulluk@aydinpulluk.com

NHT
AYDIN PULLUK
1968
INNOVATION FOR AGRICULTURE

with the love of
ABUNDANCE
since
1968










AUTOMATIC SPRING PLOUGH



© follow us



 type	 chassis	 number of mouldboard	 chassis height (cm)	 interbody clearance (cm)	 working width (cm)	 required horsepower (HP)
OHYP	100 X 100 X 10	3 - 5	72	80	30 - 40	90 - 100
OOYP10	100 X 120 X 10	3 - 5	78	80	30 - 50	100 - 140
OOYP12	120 X 120 X 10	3 - 6	78	85	30 - 50	110 - 150
OOYP12	120 X 120 X 10	3 - 6	78	90	30 - 50	110 - 150

Options of Chassis :

Automatic Light Type Spring Plough (OHYP) : 100 x 100 x 10
Automatic Optimum Spring Plough (OOYP10) : 100 x 100 x 10
Mechanical Optimum Spring Plough (MOYP12) : 120 x 120 x 10

Optional Parts :

- C / D / E / F Type of Mouldboards
- Dics
- Skimmer (For 90 Cm & 1 Mt)
- Trashboard
- Rubber Tire (It Is Optional For 4 & 5 & 6 Mouldboards)



Protects the Level and Structure of Land



Save fuel and time during plowing



Road and field conditions are adjusted quickly and easily



Additional body can be added with the flange used on the main chassis



Horsepower may differ according to soil structure



Boron steel is used in our ploughs produced and all parts are heat treated



It protects the tractor and the plough through the mechanism inside on stony and root lands

NHT
AYDIN PULLUK
1968

+90 256 231 05 05 +90 554 332 09 09

Astim OSB 3.Cd No:14 Efeler/AYDIN - TÜRKİYE

aydinpulluk.com aydinpulluk aydinpulluk@aydinpulluk.com

NHT
AYDIN PULLUK
1968
INNOVATION FOR AGRICULTURE

with the love of
ABUNDANCE
since
1968



Hydraulic
REVERSIBLE PLOUGH



© follow us



type	chassis	number of mouldboard	chassis height (cm)	interbody clearance (cm)	working width (cm)	required horsepower (HP)
OHDP	100 X 100 X 10	3 - 5	80	80	30 - 45	80 - 130
OODP10	100 X 120 X 10	3 - 5	80	90	30 - 50	90 - 150
OODP12	120 X 120 X 10	3 - 6	80	85	30 - 50	110 - 200
OODP12	120 X 120 X 10	3 - 6	80	90	30 - 50	110 - 200
OODP12	120 X 120 X 10	3 - 6	80	100	30 - 50	110 - 200
OADP	120 X 140 X 10	3 - 6	80	90	30 - 50	130 - 250
OADP	120 X 140 X 10	3 - 6	80	100	30 - 50	130 - 250

Options of Chassis :

Automatic Light Type Reversible Plough (OHDP) : 100 x 100 x 10

Automatic Optimum Reversible Plough (OODP10) : 100 x 120 x 10

Automatic Optimum Reversible Plough (OODP12) : 120 x 120 x 10

Automatic Heavy Type Reversible Plough (OADP) : 120 x 140 x 10

Optional Parts :

•C / D / E / F Type of Mouldboards

•Dics

•Skimmer (For 90 Cm & 1 Mt)

•Trashboard & Wide Base Rubber Tire



Protects the Level and Structure of Land



Save fuel and time during plowing



Road and field conditions are adjusted quickly and easily



Additional body can be added with the flange used on the main chassis



Horsepower may differ according to soil structure



Boron steel is used in our ploughs produced and all parts are heat treated

NHT
AYDIN PULLUK
1968

+90 256 231 05 05 +90 554 332 09 09

Astim OSB 3.Cd No:14 Efeler/AYDIN - TÜRKİYE

aydinpulluk.com aydinpulluk aydinpulluk@aydinpulluk.com

NHT
AYDIN PULLUK
1968
INNOVATION FOR AGRICULTURE

with the love of
ABUNDANCE
since
1968



Hydraulic Gas
PROFIL PLOUGH



type	chassis	number of mouldboard	chassis height (cm)	interbody clearance (cm)	working width (cm)	required horsepower (HP)
OHPP	100x100x10	3-5	76	80	30 - 45	80 - 120
OOP12	120x120x10	3-6	82	85	30 - 50	110 - 200
OOP12	120x120x10	3-6	82	90	30 - 50	110 - 200
OOP12	120x120x10	3-6	82	100	30 - 50	110 - 200

Options of Chassis :

Automatic Light Type Gas Profil Plough (OHPP) : 100 x 100 x 10
Automatic Optimum Gas Profil Plough (OOP12) : 120 x 120 x 10

Optional Parts :

- C / D / E / F Type of Mouldboards
- Trashboard
- Dics
- Rubber Tire
- Skimmer (For 90 Cm & 1 Mt)



Protects the Level and Structure of Land



Save fuel and time during plowing



Road and field conditions are adjusted quickly and easily



Additional body can be added with the flange used on the main chassis



Horsepower may differ according to soil structure



Boron steel is used in our ploughs produced and all parts are heat treated

NHT
AYDIN PULLUK
1968

+90 256 231 05 05 +90 554 332 09 09

Astim OSB 3.Cd No:14 Efeler/AYDIN - TÜRKİYE

aydinpulluk.com aydinpulluk aydinpulluk@aydinpulluk.com








NHT
AYDIN PULLUK
1968
INNOVATION FOR AGRICULTURE

with the love of
ABUNDANCE
since
1968



Hydraulic Gas
REVERSIBLE PLOUGH



 type	 chassis	 number of mouldboard	 chassis height (cm)	 interbody clearance (cm)	 working width (cm)	 required horsepower (HP)
OHDP	100 X 100 X 10	3 - 5	80	80	30 - 45	80 - 130
OODP10	100 X 120 X 10	3 - 5	80	90	30 - 50	90 - 150
OODP12	120 X 120 X 10	3 - 6	80	85	30 - 50	110 - 200
OODP12	120 X 120 X 10	3 - 6	80	90	30 - 50	110 - 200
OODP12	120 X 120 X 10	3 - 6	80	100	30 - 50	110 - 200
OADP	120 X 140 X 10	3 - 6	80	90	30 - 50	130 - 250
OADP	120 X 140 X 10	3 - 6	80	100	30 - 50	130 - 250

Options of Chassis :

- Automatic Light Type Reversible Plough (OHDP) : 100 x 100 x 10
- Automatic Optimum Reversible Plough (OODP10) : 100 x 120 x 10
- Automatic Optimum Reversible Plough (OODP12) : 120 x 120 x 10
- Automatic Heavy Type Reversible Plough (OADP) : 120 x 140 x 10

Optional Parts :

- C / D / E / F Type of Mouldboards
- Dics
- Skimmer (For 90 Cm & 1 Mt)
- Trashboard & Wide Base Rubber Tire



Protects the Level and Structure of Land




Save fuel and time during plowing



Road and field conditions are adjusted quickly and easily



Additional body can be added with the flange used on the main chassis



Horsepower may differ according to soil structure



Boron steel is used in our ploughs produced and all parts are heat treated



NHT
AYDIN PULLUK
1968

+90 256 231 05 05 +90 554 332 09 09

Astim OSB 3.Cd No:14 Efeler/AYDIN - TÜRKİYE

aydinpulluk.com aydinpulluk aydinpulluk@aydinpulluk.com

NHT
AYDIN PULLUK
1968
INNOVATION FOR AGRICULTURE

with the love of
ABUNDANCE
since
1968










Hydraulic
PROFIL FRAME PLOUGH



© follow us



 type	 chassis	 number of mouldboard	 chassis height (cm)	 interbody clearance (cm)	 working width (cm)	 required horsepower (HP)
OHPP	100x100x10	3-5	76	80	30 - 45	80 - 120
OOPP12	120x120x10	3-6	82	85	30 - 50	110 - 200
OOPP12	120x120x10	3-6	82	90	30 - 50	110 - 200
OOPP12	120x120x10	3-6	82	100	30 - 50	110 - 200

Options of Chassis :

Automatic Light Type Profil Plough (OHPP) : 100 x 100 x 10
Automatic Optimum Profil Plough (OOPP12): 120 x 120 x 10

Optional Parts :

- C / D / E / F Type of Mouldboards
- Dics
- Skimmer (for 90 cm & 1 Mt)
- Trashboard
- Rubber Tire



Protects
the Level and
Structure
of Land



Save fuel
and time
during
plowing



Road and field
conditions are
adjusted quickly
and easily



Additional body
can be added with
the flange used on
the main chassis



Horsepower
may differ
according to
soil structure



Boron steel is used in
our ploughs
produced and all
parts are heat treated

NHT
AYDIN PULLUK
1968

+90 256 231 05 05 +90 554 332 09 09

Astim OSB 3.Cd No:14 Efeler/AYDIN - TÜRKİYE

aydinpulluk.com aydinpulluk aydinpulluk@aydinpulluk.com